



Arthroscopy Association of North America

# 25<sup>th</sup> Annual Meeting



## Preliminary Program

May 18-21, 2006

The Westin Diplomat Resort & Spa  
Hollywood, Florida

# Welcome

## From the President

Dear Colleagues:

I would like to invite you to attend the Arthroscopy Association of North America's 25th Annual Meeting in Hollywood, Florida on May 18-21, 2006.

The Program Committee under the direction of Chairman, Richard K.N. Ryu, MD, working together with the Education Committee Chairman, Richard L. Angelo, MD has assembled a tremendous scientific program focusing on the latest advancements in arthroscopic surgery.

23 Instructional Courses, 72 Scientific Papers, and 11 Master Lectures in Surgical Technique and Knowledge will be presented. In addition, we are pleased to offer 3 special symposiums on Friday afternoon as well as a Live Surgery Transmission by Freddie H. Fu, MD and John W. Uribe, MD

The Presidents of all International Arthroscopy Associations have been invited to represent their Associations and it is anticipated that the meeting will have a strong international representation.

This will be AANA's Silver Anniversary. All of the Past Presidents and their spouses have been invited. A Dessert Gala Reception is being planned for Friday, May 19th and we hope you all will be able to attend.

We welcome all members, non-members, guests and spouses to this wonderful venue for what will truly be an exciting and enjoyable educational experience. I look forward to seeing you in Hollywood.

Sincerely,



James C.Y. Chow, MD  
President

## 2006 PROGRAM COMMITTEE

Richard K.N. Ryu, MD – Chairman  
Richard L. Angelo, MD  
F. Alan Barber, MD  
Peter R. Kurzweil, MD

## 2005-2006 BOARD OF DIRECTORS

James C.Y. Chow, MD – President  
Walter R. Shelton, MD – First Vice President  
David A. McGuire, MD – Second Vice President  
John S. Rogerson, MD – Secretary  
F. Alan Barber, MD – Treasurer  
William R. Beach, MD – Member-at-Large  
Jack M. Bert, MD – Member-at-Large  
J.W. Thomas Byrd, MD - Member-at-Large  
Peter Jokl, MD - Member-at-Large  
Richard K.N. Ryu, MD - Member-at-Large  
Ronald M. Selby, MD - Member-at-Large  
Donald H. Johnson, MD – Immediate Past President  
Brian Day, MD – Past President

## Arthroscopy Association of North America

6300 N. River Road, Suite 104  
Rosemont, IL 60018  
847-292-2262 – telephone  
847-292-2268 – fax  
web site: [www.aana.org](http://www.aana.org)

# Meeting At A Glance

	May 17 Wednesday	May 18 Thursday	May 19 Friday	May 20 Saturday	May 21 Sunday
<b>Registration</b>	2:00 pm–6:30 pm	7:00 am–5:00 pm	7:00 am–5:00 pm	7:00 am–5:00 pm	7:00 am–11:00 am
<b>Scientific Session</b>		7:45 am-12:00 pm 3:30 pm-5:00 pm	9:45 am-12:00 pm	9:45 am-12:00 pm 1:30 pm-5:00 pm	
<b>Instructional Courses</b>		1:30 pm–3:00 pm	7:45 am–9:15 am	7:45 am–9:15 am	7:45 am–9:15 am
<b>Technical Exhibits</b>		7:00 am–8:30 pm	7:00 am–10:30 am	7:00 am–3:30 pm	closed
<b>Business Meetings</b>		12:00 pm–1:00 pm		12:00 pm–12:30 pm	
<b>Symposiums</b>	Pre-Meeting (3) 3:30 pm-5:00 pm	10:30 am–11:05 am	12:15 pm–1:30 pm	2:10 pm–2:45 pm	9:30 am–10:30 am
<b>Live Surgery Transmission</b>			1:45 pm–3:30 pm		
<b>Case Presentations</b>				12:30 pm–1:30 pm	
<b>Auction</b>		Silent: 11:00 am–7:00 pm Live: 7:00 pm			
<b>Internet Café</b>		7:00 am–8:30 pm	7:00 am–10:30 am	7:00 am–3:30 pm	closed

## Presidential Guest Speaker



**Sister Mary Jean Ryan, FSM**  
**Friday, May 19, 2006**  
**10:30 am**

Sr. Mary Jean Ryan, FSM, is President/CEO of SSM Health Care. SSM Health Care is one of the largest Catholic health care systems in the United States serving 20 hospitals and 3 nursing homes. SSM Health Care was the first health care organization to win a Baldrige award, the nation's premier award for performance excellence and quality achievement.

Sr. Mary Jean received a nursing diploma at St. Mary's Hospital Medical Center in Madison, WI, and a Bachelor of Science Degree in nursing from St. Louis University. She received a Master's Degree in hospital and Health Administration from Xavier University in Cincinnati. She has been a Franciscan Sister of Mary for more than 40 years.

# Florida Information

## About Hollywood, Florida

AANA is going to Hollywood – Southern Florida’s ultimate vacation destination. This European-style Southern city is nestled between Ft. Lauderdale and Miami. The Hollywood Beach Boardwalk, stretching for miles along white sand beaches, offers a variety of restaurants and shops.



## About The Westin Diplomat Resort & Spa

The meeting will be held at The Westin Diplomat Resort and Spa, which offers 1,000 guest rooms and suites, all with intracoastal or ocean views. In addition to swimming pools, tennis courts, and a lavish spa, you will enjoy an 18-hole championship golf course designed by renowned course architect Joseph L. Lee. Every golf cart on the property is outfitted with a Par View Global Positioning System, providing golfers with a detailed overview of each hole they are about to play, pro tips, and electric scoring. There are numerous family-friendly attractions including catamaran charters, a miniature golf course, a nature center, and a water playground at the nearby state parks.

## Visa Information

Citizens of foreign countries who wish to enter the United States may need to first obtain a visa. Applicants for visitor visas should generally apply in advance. Attendees who will need to qualify for a visa should visit [www.travel.state.gov/visa](http://www.travel.state.gov/visa) for more information. AANA is not responsible for any error, changes, or omissions in the information listed. Please consult your consulate when planning your travel.

## Additional Web Sites

For additional information on Florida, please visit the following:

[www.flausa.com](http://www.flausa.com)  
[www.sunny.org](http://www.sunny.org)  
[www.hollywoodfl.org](http://www.hollywoodfl.org)  
[www.downtownhollywood.com](http://www.downtownhollywood.com)

## Westin Kids Club

The Westin Diplomat Resort & Spa has The Westin Kids Club, a great way for the youngest guests to soak up the sun and fun. The Westin “mini-camp” includes crafts, games, swimming, movies and more. For more information call 1-954-602-6000 and ask for The Westin Kids Club.

## Ground Transportation

Attendees have two options when flying to Hollywood, Florida:

1. The Ft. Lauderdale Hollywood International Airport  
Price for a taxi: \$20-25\*  
Approximate travel time to The Westin Diplomat Resort & Spa 20 minutes
2. Miami International Airport  
Price to a taxi: \$45-50\*  
Approximate travel time to The Westin Diplomat Resort & Spa 35 minutes

## SuperShuttle

For further information on SuperShuttle in Miami, call 305-871-2000 or visit [www.supershuttle.com](http://www.supershuttle.com)  
Price for SuperShuttle from the Miami International Airport is \$26\* each way per person.

*\*All prices are approximate and subject to change*

# Scientific Program

## Wednesday, May 17, 2006

2:00 pm - **Registration – Great Hall Registration**  
6:00 pm The Westin Diplomat Resort and Spa

3:30 pm - **Pre-Meeting Symposiums**  
5:00 pm Please see page 17 for course descriptions

**Business Aspects of In-Office MRI (S-1)**  
*Sponsored by GE Healthcare - Orthopedics*

**Electronic Medical Records and Converting to Digital Imaging for the Office (S-2)**  
*Sponsored by Stryker*

**Why You Should Own Your Own Surgicenter: A Step by Step Approach to Developing Your Own ASC (S-3)**  
*Sponsored by Ambulon*

8:30 am **Arthroscopic Bankart Repair using Permanent Sutures and Interval Closure: A Comparison with Earlier Techniques (SS-03)**  
**Stephen C. Weber, MD**

8:35 am **Equivalent Patient Assessed Outcomes Between Arthroscopic and Open Bankart Repair (SS-04); Fotios P. Tjoumakaris, MD, Joseph Abboud, MD, Todd Michener, MD, Ashfaq Hasan, MD, Kenneth Rogers, PhD, ATC, Matthew Ramsey, MD, Gerlad Williams, MD**

8:40 am **Shoulder Dislocation Over 35 Years Old: Spectrum of Arthroscopic Pathoanatomy (SS-05); Glen Ross, MD, Michael A. Kuhn, MD, Alan S. Curtis, MD**

8:45 am **Arthroscopic Anterior Stabilization and Posterior Capsular Plication for Anterior Glenohumeral Instability: A Report of 71 Cases (SS-06); Ryan Dopirak, MD, Ken Westerheide, MD, Stephen J. Snyder, MD**

8:50 am **Trans-Humeral Head Pflasty (Impaction Fracture Elevation) for Recurrent Traumatic Shoulder Instability in Shoulder with Large Engaging Hill-Sachs Lesions (SS-07)**  
**Paul Re, MD, John C. Richmond, MD**

8:55 am **Discussion**  
Moderator: Anthony Miniaci, MD

9:00 am **Floor Questions and Answers**

9:05 am **Master Lecture: Arthroscopic Bankart Repair Indications and Technique**  
**Richard K.N. Ryu, MD**

9:15 am - **Scientific Session II: Knee: ACL/PCL**  
9:50 am Moderator: Jeffrey L. Halbrecht, MD

9:15 am **Function and Osteoarthritis after ACL-Rupture: 12 Year Follow-Up Results after Non-Operative vs. Operative Treatment (SS-08); Markus A. Kessler, MD, Henrik Behrend, MD, Alexander Rukavina, MD, Gordian Stutz, MD, Markus Kuster, Prof.**

9:20 am **The Importance of Posterior Capsule During the Tibial Inlay PCL Reconstruction (SS-09)**  
**Sang Eun Park, MD, PhD**

## Thursday, May 18, 2006

7:00 am - **Registration**  
5:00 pm The Westin Diplomat Resort and Spa

7:00 am - **Continental Breakfast & Exhibits**  
7:45 am

7:45 am - **Welcome and Introduction**  
7:55 am James C.Y. Chow, MD – President  
Richard K.N. Ryu, MD – Program Chairman

7:55 am - **Opening Ceremony**  
8:10 am **Introduction of International Presidents**  
James C.Y. Chow, MD - President

8:10 am - **25th Anniversary Retrospective**  
8:20 am John B. McGinty, MD

8:20 am - **Scientific Session I: Shoulder Instability**  
9:05 am Moderator: Anthony Miniaci, MD

8:20 am **Determination of Labral Repair Stress During Passive Arm Motion (SS-01)**  
**James Penna, MD, Cory Nelson, MD, Bryan Tompkins, MD, Allyson Ianuzzi, MS, Scott Levin, MD**

8:25 am **Biomechanical Analysis of Hill-Sachs Lesions: Injuries and Repair using Osteoarticular Allograft Transplantation (SS-02)**  
**Jon K. Sekiya, MD, Alexis Wickwire, BS, Jens Stehle, MD, Richard Debski, PhD**



\* Presenters are listed in bold.



9:25 am	<b>Anatomic Double ACL Reconstruction with the Semitendinosus Tendon Only (SS-10)</b> Alberto Gobbi, MD	11:15 am	<b>Scapulothoracic Arthroscopy: Indications, Review of Literature, and Report of 24 Patients (SS-16);</b> David Cole, MD, Gary G. Poehling, MD, Adam Smith, MD, T. Ginn, MD
9:30 am	<b>In Situ Force in the Anterior Cruciate Ligament and Knee Kinematics in the Partially and Completely Posterolateral Corner Deficient Knee (SS-11)</b> Daniel J. Solomon, MD, Mark Lenhoff, BS, Thomas Wickiewicz, MD, Russell Warren, MD, Andrew Pearle, MD	11:20 am	<b>Arthroscopic Suprascapular Nerve Release At The Suprascapular Notch: An Anatomic Approach (SS-17);</b> Ian K.Y. Lo, MD, Shane Barwood, MD, Robert Hollinshead, MD, Richard Boorman, MD, Stephen S. Burkhart, MD
9:35 am	<b>Tissue Handling Properties: A Comparison of Extreme Human Tibialis Anterior Allograft Processing and Rehydration Methods (SS-12)</b> John Nyland, EdD, PT, Haw Chang, MD, David N.M. Caborn, MD	11:25 am	<b>Arthroscopic Treatment of Distal Clavicle Fractures: Proposal of a New Operative Technique (SS-18);</b> Sergio L. Checchia, MD, Pedro Doneux, MD, Alberto Miyazaki, MD, Marcelo Fragonese, MD, Luciana Silva, MD
9:40 am	<b>5-Strand Hamstring ACL Reconstruction: A New Technique with Better Long-Term Stability Versus 4-Strand (SS-13)</b> Chadwick C. Prodromos, MD, Brian Joyce, BA	11:30 am	<b>Discussion</b> Moderator: Alan S. Curtis, MD
9:45 am	<b>Discussion</b> Moderator: Jeffrey L. Halbrecht, MD	11:35 am	<b>Floor Questions and Answers</b>
9:50 am	<b>Floor Questions and Answers</b>	11:40 am	<b>Master Lecture: Shoulder Rehabilitation Principles in the 21st Century</b> Benjamin D. Rubin, MD
9:55 am	<b>Master Lecture: Computer Navigation in Ligament Surgery</b> Jason L. Koh, MD	11:50 am	<b>Master Lecture: Arthroscopic Biceps Tenodesis: Indications and Techniques</b> Anthony A. Romeo, MD
10:05 am - 10:30 am	<b>Coffee Break &amp; Visit the Exhibits</b>	12:00 pm - 1:00 pm	<b>First Business Meeting - Active Members Only</b> Box Lunch Included
10:30 am - 11:05 am	<b>Master Case Presentations in Shoulder Surgery</b> Jeffrey S. Abrams, MD, F. Alan Barber, MD, Stephen S. Burkhart, Evan L. Flatow, MD, Richard J. Hawkins, MD, Jon JP Warner, MD	1:30 pm - 3:00 pm	<b>Instructional Course Lectures (101-106)</b> See page 13 for descriptions
11:05 am - 11:30 am	<b>Scientific Session III: Shoulder: Miscellaneous</b> Moderator: Alan S. Curtis, MD	3:00 pm - 3:30 pm	<b>Coffee Break &amp; Visit the Exhibits</b>
11:05 am	<b>Arthroscopic Subdeltoid Transfer of the Biceps Tendon to the Conjoint Tendon: A New Technique with Clinical Results and Functional Outcome (SS-14)</b> Mark Drakos, Nihil Verma, MD, Lawrence Gulotta, MD, Stephen Fealy, MD, Ronald M. Selby, MD, Samuel Taylor, BA, Frank Potucek, BA, Stephen O'Brien, MD, MBA	3:30 pm - 3:55 pm	<b>Scientific Session IV: Knee: Articular Cartilage/Arthritis</b> Moderator: Julie A. Dodds, MD
11:10 am	<b>The Anatomic Variability of the Rotator Interval Capsule: A Comparison of Arthroscopic and Open Surgical Techniques (SS-15);</b> Steven J. Svoboda, MD, Dean Taylor, MD	3:30 pm	<b>In-Vivo Histology Findings Through One Year After Clinical Use of Bi-Polar Radiofrequency-Based Chondroplasty (SS-19)</b> Ferdinando Battistella, MD, E. Taverna, MD, G. Leardi, MD, P. Berlanda, MD
		3:35 pm	<b>Immediate Anatomical Changes Following Medial Opening Wedge High Tibial Osteotomy Using Radiosterometric Analysis (SS-20)</b> Jerome DaSilva, MD, Dietrich Pape, MD, Xunhua Yuan, MD, Peter Fowler, MD, Robert Giffin, MD

3:40 pm	<b>Predictors of Improved Quality of Cartilage Healing After Microfracture Are Time, Increased Holes and Synovial Hypertrophy (SS-21); Deenesh Sahajpal, MD, Juan Rodrigo, MD, Alfred Kuo, MD, Kurt Anderson, MD</b>	4:35 pm	<b>Comparison Between Arthroscopic Rotator Cuff Repair with Metal and Absorbable Suture Anchors: A Prospective Randomized Study (SS-28)</b> <b>Andrea Grasso, MD, Giuseppe Milano, MD, Donatella Zarelli, MD, Stefano Piras, MD, Laura Deriu, Carlo Fabbriani, MD, Prof.</b>
3:45 pm	<b>Results of Arthroscopic and Minimally Invasive Techniques for the Management of Patellofemoral Chondral Defects Using a Hyaluronan-Based Scaffold (SS-22)</b> <b>Alberto Gobbi, MD, Ramces Francisco, MD, Elisaveta Kon, MD, Massimo Berruto, MD</b>	4:40 pm	<b>Discussion</b> Moderator: Robert H. Bell, MD
3:50 pm	<b>Arthroscopy for Degenerative Arthritis of the Knee (SS-23)</b> <b>Lanny L. Johnson, MD, Andrew Pittsley, BS</b>	4:45 pm	<b>Floor Questions and Answers</b>
3:55 pm	<b>Discussion</b> Moderator: Julie A. Dodds, MD	4:50 pm	<b>Master Lecture: Choosing the Right Implant: Avoiding Potential Disasters</b> Robert A. Pedowitz, MD
4:00 pm	<b>Floor Questions and Answers</b>	5:30 pm - 8:30 pm	<b>Reception: Silent &amp; Live Auction</b> The Westin Diplomat Resort & Spa
4:05 pm	<b>Master Lecture: Advanced Techniques in Articular Cartilage Surgery of the Knee</b> Thomas R. Carter, MD	<b>Friday, May 19, 2006</b>	
4:15 pm - 4:40 pm	<b>Scientific Session V: Shoulder: Rotator Cuff</b> Moderator: Robert H. Bell, MD	7:00 am - 5:00 pm	<b>Registration – Great Hall Registration</b> The Westin Diplomat Resort and Spa
4:15 pm	<b>Comparison Between Single and Double-Row Rotator Cuff Repair: A Biomechanical Study (SS-24)</b> <b>Giuseppe Milano, MD, Andrea Grasso, MD, Donatella Zarelli, MD, Laura Deriu, Prof, Stefano Piras, MD, Carlo Fabbriani, MD</b>	7:00 am - 7:45 am	<b>Continental Breakfast &amp; Exhibits</b>
4:20 pm	<b>The Use Of An Intra-Articular Depth Gauge In The Measurement Of Partial Thickness Rotator Cuff Tears (SS-25)</b> <b>Ian K.Y. Lo, MD</b>	7:45 am - 9:15 am	<b>Instructional Course Lectures (201-206)</b> Please see page 14 for course descriptions
4:25 pm	<b>Biomechanical Evaluation of the Arthroscopic Rotator Cuff Repair Complex After Simulated Acute Injury (SS-26)</b> <b>Mark W. Rodosky, MD, Ryan Costic, MS, Peter Brucker, Lars Gilbertson, PhD, Freddie H. Fu, MD, D.Sc (Hon), D.Ps (Hon)</b>	9:15 am - 9:45 am	<b>Coffee Break &amp; Visit the Exhibits</b>
4:30 pm	<b>MRI-examination of Arthroscopic Rotator Cuff Repair-Influence of Cuff Integrity, Atrophy and Fatty Infiltration on the Clinical Result (SS-27); Dennis Liem, MD, Petra Magosch, MD, Sven Lichtenberg, MD, Peter Haberneyer, MD</b>	9:45 am - 10:15 am	<b>Scientific Session VI: Rotator Cuff</b> Moderator: Ian K.Y. Lo, MD
		9:45 am	<b>Magnetic Resonance Imaging Assessment of the Accuracy of Subacromial Injections (SS-29)</b> <b>Michael A. Kuhn, MD, Francis McGuigan, MD</b>
		9:50 am	<b>Rotator Cuff Debridement in the Treatment of Large and Massive Rotator Cuff Tears (SS-30)</b> <b>Stephen C. Weber, MD</b>
		9:55 am	<b>Arthroscopic Rotator Cuff Repair is Associated with Less Postoperative Fatty Infiltration than Open Repair (SS-31)</b> <b>John G. Costouros, MD, Arndt von Campe, MD, Christian Gerber, MD</b>
		10:00 am	<b>The Role of Subacromial Decompression Associated with Arthroscopic Rotator Cuff Repair: A Prospective Randomized Study (SS-32); Giuseppe Milano, MD, Andrea Grasso, MD, Laura Deriu, Stefano Piras, MD, Donatella Zarelli, MD, Carlo Fabbriani, MD, Prof.</b>

10:05 am **Bipolar Radiofrequency-Based Microdebridement for Refractory Tendinosis of the Rotator Cuff Shows Equivalent Outcomes at One Year to Subacromial Decompression (SS-33)**  
**Ferdinando Battistella, MD**, Valerio Sansone, MD, Carlo Perfetti, MD, James P. Tasto, MD

10:10 am **Randomized Controlled Trial Comparing Interscalene Nerve Block versus Continuous Infusion Local Anesthetic Pump for Outpatient Arthroscopic Rotator Cuff Repair (SS-34)**  
**Darby Webb, MD**, Dan Guttmann, MD, John Reid III, MD, Patrick Cawley, D. Sc., OPA, RT, CCRC, James H. Lubowitz, MD

10:15 am **Discussion**  
Moderator: Ian K.Y. Lo, MD

10:20 am **Floor Questions and Answers**

10:25 am **Introduction of the Presidential Guest Speaker**  
James C.Y. Chow, MD

10:30 am - **Presidential Guest Speaker**  
11:20 am Sister Mary Jane Ryan, FSM

11:20 am - **Scientific Session VII: Knee: Meniscus**  
11:40 am Moderator: Jack M. Bert, MD

11:20 am **Evaluation of All-Inside Arthroscopic Meniscal Repair Using the FasT-Fix System (SS-35)**  
**David P. Buchalter, MD**, Ronald Karzel, MD, Marc Friedman, MD, Mark Getelman, MD

11:25 am **Tissue Gain after Arthroscopic Placement of a Collagen Meniscus Implant (CMI) Following Partial Medial Meniscectomy (SS-36)**  
**William G. Rodkey, DVM**, J. Richard Steadman, MD, William Montgomery, III, MD, Karen Briggs, MPH, Scott Hormel, MD

11:30 am **All-inside Meniscal Repair Using a New Flexible, Tensionable Device (SS-37)**  
**J. Scott Quinby, MD**, S. Raymond Golish, MD, PhD, Jennifer Hart, David Diduch, MD

11:35 am **Meniscus Allograft Transplantation: Long-Term 10-Year Results of Cryopreserved Allografts (SS-38)**  
**Jan Pieter Hommen, MD**, Gregory Applegate, MD, Wilson Del Pizzo, MD

11:40 am **Discussion**  
Moderator: Jack M. Bert, MD

11:45 am **Floor Questions and Answers**

11:50 am **Master Lecture: Meniscal Repair: Innovations and Emerging Techniques**  
Nicholas A. Sgaglione, MD

12:00 pm **Golf Tournament**  
*Sponsored by BREG, Inc.*

12:15 pm - **Symposiums**  
1:30 pm (Please see page 18 for descriptions)

**Practice Biopsy - An Expert Assessment of the Strengths and Weaknesses of Your Practice (S-4)**

Jack M. Bert, MD – Coordinator  
David Glaser, JD and Douglas W. Jackson, MD

**AANA - Participation and Leadership Opportunities (S-5)**

F. Alan Barber, MD - Coordinator  
Julie A. Dodds, MD - Coordinator  
Richard L. Angelo, MD, W. Dilworth Cannon, Jr., MD, J. Emory Chapman, MD, M. Mike Malek, MD, Felix H. Savoie, III, MD, Ronald M. Selby, MD

**A Systematic Approach to MRI Interpretation of the Knee and Shoulder (S-6)**

Michael B. Zlatkin, MD

1:45 pm - **Live Surgery: Double-Bundle ACL Surgery with John W. Uribe, MD and Freddie H. Fu, MD**  
3:30 pm

Moderator : Peter R. Kurzweil, MD  
*Sponsored by Smith & Nephew Endoscopy, Inc.*

**Saturday, May 20, 2006**

7:00 am - **Registration – Great Hall Registration**  
5:00 pm The Westin Diplomat Resort and Spa

7:00 am - **Continental Breakfast and Exhibits**  
7:45 am

7:45 am - **Instructional Course Lecture (301-306)**  
9:15 am See page 15 for course descriptions

9:15 am **Coffee Break & Visit the Exhibits**  
9:45 am

9:45 am - **Scientific Session VIII: Shoulder: Biceps and Rotator Cuff**  
10:15 am Moderator: John S. Rogerson, MD

9:45 am **Accuracy of MRI with and without Contrast for Identifying Rotator Cuff and Labral Pathology (SS-39)**  
Lam K. Sien, MD, **John Nyland, EdD, PT**, Harvey Damacén, MD, David N. M. Caborn, MD



9:50 am	<b>A Comparison of Supination and Elbow Flexion Strength in Patients with either Proximal Biceps Release or Biceps Tenodesis (SS-40); John R. Shank, MD, Steven B. Singleton, MD, Michael Kissenberth, MD, Michael Torry, PhD, Richard J. Hawkins, MD</b>	11:20 am	<b>Matrix-Encapsulation Cell-seeding Technique to Prevent Cell Detachment During Arthroscopic Implantation of Matrix - Induced Autologous Chondrocyte Implantation (MACI) (SS-46); Maria Masri, MVZ, MSC, DACVIM, German Lombardero, Cristina Velasquillo, Valentin Martinez, Rosario Neri, Hilda Villegas, PhD, Clemente Ibarra, MD</b>
9:55 am	<b>Failure Strength of Arthroscopic Biceps Tenodesis Repairs: Suture Anchor vs. P.I.T.T. Technique (SS-41); Mark W. Rodosky, MD, Ryan Costic, MS, Emilio López-Vidriero, Patrick Smolinski, PhD, Lars Gilbertson, PhD, Freddie H. Fu, MD</b>	11:25 am	<b>Tissue Engineered Arthroscopic Repair of Experimental Cartilage Lesions in Horses (SS-47); Clemente Ibarra, MD, German Lombardero, Valentin Martinez, Maria Masri, MVZ, MSC, DACVIM, Blanca Garcia, MD, Baltazar Reyes, MD, Cristina Velasquillo</b>
10:00 am	<b>Rotator Cuff Repair: The Effect of Depth of Suture Passage on Three-Dimensional Repair Site Surface Area and Load to Failure Using Single-Row Anchor Fixation (SS-42) Allen Deutsch, MD</b>	11:30 am	<b>Suture Fixation of Biodegradable Nanofibrous Poly-Caprolactone Scaffolds to Bovine Meniscus: A Novel Approach to Repairing Meniscal Tears (SS-48) Neil P. Sheth, MD, Robert L. Mauck, PhD, Wan-Ju Li, PhD, Rocky Tuan, PhD, Dawn Elliott, PhD, G. Huffman, MD, MPH</b>
10:05 am	<b>Arthroscopic Repair of Massive Rotator Cuff Tears (SS-43) Bettina Kniesel, Gerhard Bauer, MD, Prof.</b>	11:35 am	<b>Arthroscopic Glenoid Resurfacing with a Meniscal Allograft (SS-49) William T. Pennington, MD, Brian Bartz, PA-C</b>
10:10 am	<b>Rotator Cuff Tears as a Complication of Portal Placement (SS-44) Scott Mair, MD, Joel Hurt, MD</b>	11:40 am	<b>Discussion Moderator: Darren L. Johnson, MD</b>
10:15 am	<b>Discussion Moderator: John S. Rogerson, MD</b>	11:45 am	<b>Floor Questions and Answers</b>
10:20 am	<b>Floor Questions and Answers</b>	11:50 am	<b>Master Lecture: Future Horizons: Arthroscopy and the Stem Cell C. Thomas Vangness, Jr., MD</b>
10:25 am	<b>Master Lecture: Arthroscopic Techniques in the Management of Rotator Interval Lesions Richard L. Angelo, MD</b>	12:00 pm - 12:30 pm	<b>Second Business Lunch - Active Members Only No Lunch Served</b>
10:35 am	<b>First Vice President's Introduction of the AANA President Walter R. Shelton, MD</b>	12:30 pm - 1:30 pm	<b>Case Presentations – Shoulder (CP-1) Larry D. Field, MD Eugene M. Wolf, MD</b>
10:45 am	<b>Presidential Address James C.Y. Chow, MD</b>	12:30 pm - 1:30 pm	<b>Case Presentations – Knee (CP-2) Gregory C. Fanelli, MD and Mark D. Miller, MD</b>
11:15 am - 11:40 am	<b>Scientific Session IX: Knee and Shoulder: Cell-based and Innovative Therapies Moderator: Darren L. Johnson, MD</b>	12:30 pm - 1:30 pm	<b>Arthroscopy Journal Lunch and Course</b>
11:15 am	<b>Effects of Bipolar Radiofrequency on the Human Meniscus: A Comparative Study Between Patients Younger and Older Than 40 Years Old (SS-45) David Figueroa, MD, Rafael Calvo, Alejandro Vaisman, Miguel Carrasco, MD, Marcela Gallegos, Rodrigo Mardones, MD, Iris Delgado</b>	1:30 pm - 2:00 pm	<b>Scientific Session X: Knee: Miscellaneous Moderator: David N.M. Caborn, MD</b>
		1:30 pm	<b>Comparison of Lateral Release vs. Lateral Release with Proximal Soft Tissue Realignment for the Treatment of Recurrent Patellar Instability: A Systematic Review (SS-50) Eric T. Ricchetti, MD, G. Russell Huffman, MD, MPH, Samir Mehta, MD, Brian Sennett, MD</b>

1:35 pm	<b>Osteonecrosis Following Arthroscopic Chondroplasty (SS-51)</b> <b>C. Dain Allred, MD</b> , Ilya Voloshin, MD, Michael Maloney, MD, Kenneth Dehaven, MD	3:40 pm	<b>Richard O'Connor Research Award</b> Jon J.P. Warner, MD
1:40 pm	<b>Compression Force and Laxity Differences Using Different Initial Graft Tensioning Techniques in the Human Cadaver ACL Reconstructed Knee (SS-52)</b> <b>Michael P. Bradley, MD</b> , Braden C. Fleming, PhD, Mark Brady, BS, Rahul Banerjee, MD, Paul Fadale, MD, Michael Hulstyn, MD	3:45 pm	<b>Resident/Fellow Award</b> Jon J.P. Warner, MD
1:45 pm	<b>Long Term Absorption of PLLA Interference Screws (SS-53)</b> <b>F. Alan Barber, MD</b> , Dee Dockery, MD	3:50 pm	<b>Announcement of Resident and Fellow Scholarship</b> Jon J.P. Warner, MD
1:50 pm	<b>In-Vitro Study of Hamstring Graft Morphometry and an Intraoperative Technique to Avoid Premature Amputation when Harvesting the Graft for ACL Reconstruction (SS-54)</b> <b>Phillip R. Langer, MD</b> , Braden Fleming, Ph.D., David Spenciner, P.E., Sc.M, Michael Hulstyn, MD	4:00 pm	<b>Master Lecture: Hip Arthroscopy: Indications and Techniques</b> J.W. Thomas Byrd, MD
1:55 pm	<b>Effects of Novel Sterilization Process on Soft Tissue Mechanical Properties for Anterior Cruciate Ligament Repair (SS-55)</b> <b>Robert A. Pedowitz, MD, PhD</b> , Andrew Mahar, MS, Aimee Schimizzi, MD, Michelle Wedemeyer, BS, Tim Odell, BS	4:10 pm - 4:35 pm	<b>Concurrent Scientific Session A: Hip</b> Moderator: Thomas G. Sampson, MD
2:00 pm	<b>Discussion</b> Moderator: David N.M. Caborn, MD	4:10 pm	<b>The Risk of Vascular Injury with Arthroscopic Osteoplasty of the Femoral Neck: A Cadaveric Study (SS-56)</b> <b>Patrick Sussman, MD</b> , Kelly Brian, MD, Anil Ranawat, MD, Michael Shehan, MD, Dean Lorch, MD, Douglas Padgett, MD
2:05 pm	<b>Floor Questions and Answers</b>	4:15 pm	<b>Femoroacetabular Impingement: Early Results of Arthroscopic Management (SS-57)</b> <b>Carlos A. Guanche, MD</b>
2:10 pm - 2:45 pm	<b>Symposium: Master Case Presentations in Knee Surgery</b> Robert T. Burks, MD, James P. Bradley, MD, Brian J. Cole, MD, Freddie H. Fu, MD, K. Donald Shelbourne, MD, Walter R. Shelton, MD	4:20 pm	<b>Second-Look Arthroscopy of Chondral Lesions of the Acetabulum Treated with Arthroscopic Microfracture (SS-58)</b> <b>Marc J. Philippon, MD</b> , Mara Schenker, BS, Karen Briggs, MPH
2:45 pm - 3:15 pm	<b>Coffee Break &amp; Visit the Exhibits</b>	4:25 pm	<b>Arthroscopic Hip Labral Repair (SS-59)</b> <b>Amy E. Ross, MD</b> , Matthew Javernick, MD, Brett Freedman, MD, Barbara Springer, PT, PhD, Kay Wiend, RN, Kevin Murphy, MD
3:15 pm	<b>Master Lecture: Arthroscopic Patellofemoral Realignment: Indications and Techniques</b> Russell F. Warren, MD	4:30 pm	<b>Factors Associated with Revision Hip Arthroscopy (SS-60)</b> <b>Marc J. Philippon, MD</b> , Allston Stubbs, MD, Mara Schenker, BS, Karen Briggs, MPH
3:25 pm	<b>Journal Board of Trustees Announcement</b> Jerome E. Jennings, MD	4:35 pm	<b>Discussion</b> Moderator: Thomas G. Sampson, MD
3:30 pm	<b>Orthopaedic Learning Center Presentation</b> J. Emory Chapman, MD	4:40 pm	<b>Floor Questions and Answers</b>
3:35 pm	<b>Report of the Research Committee &amp; Grants</b> Jon J.P. Warner, MD	4:10 pm - 4:40 pm	<b>Concurrent Scientific Session B: Elbow and Wrist</b> Moderator: Kevin D. Plancher, MD
		4:10 pm	<b>Endoscopic Carpal Tunnel Release: Seventeen Years' Experience with the Chow Technique and Specific Anatomic Considerations Regarding the Volar Aspect of the Wrist (SS-61)</b> <b>Athanasios Papachristos, MD</b> , James C.Y. Chow, MD

\* Presenters are listed in bold.

4:15 pm **Post-Traumatic Elbow Contracture: Arthroscopic Release Versus Mini-Incision Technique (SS-62)**  
**Jinzhong Zhao, MD**

4:20 pm **Delayed Onset Ulnar Neuropathy after Arthroscopic Elbow Contracture Release (SS-63); G. Russell Huffman, MD, MPH, Shawn W. O'Driscoll, MD, PhD**

4:25 pm **All-Inside TFCC Repair: a Novel Technique and Biomechanical Analysis (SS-64)**  
**Jeffrey Yao, MD, Phani Dantuluri, MD, A. Lee Osterman, MD**

4:30 pm **A Radiographic and Anatomic Comparison of Injection Techniques in the Treatment of Lateral Epicondylitis (SS-65)**  
Theodore A. Blaine, MD, Jonathan Packer, BS,  
**John Bell, MD, Sara Edwards, MD, Hari Ankem, MD, Christopher Ahmad, MD**

4:35 pm **Lateral Epicondylitis: Open Versus Arthroscopic Release (SS-66)**  
**Young-Kyu Kim, MD, Jong-Hun Lee, MD, Ji-Hoon Kwak, MD**

4:40 pm **Discussion**  
Moderator: Kevin D. Plancher, MD

4:45 pm **Floor Questions and Answers**

4:10 pm - **Concurrent Scientific Session C: Ankle**  
4:40 pm Moderator: Alastair S. Younger, MD

4: 10 pm **Arthroscopic Ankle and Subtalar Arthrodeses: 13-year Prospective Study and Follow-up (SS-67); James P. Tasto, MD**

4:15 pm **Arthroscopic Ankle Arthrodesis: Effect of Pulsed Low Intensity Ultrasound (SS-68)**  
**Naren Gurbani, MD, FACS**

4:20 pm **Fully Arthroscopic Repair with Suture Anchor Anterior Instability of the Ankle: Preliminary Experience (SS-69)**  
**Marco Conca, MD, Alderino Dalla Pria, MD, Roberto Vianello, MD, Antonio Ammendolia, PhD, Riccardo Minola, MD**

4:25 pm **High Energy Extracorporeal Shock Wave Therapy as a Treatment for Insertional Achilles Tendinopathy (SS-70)**  
**John P. Furia, MD**

4:30 pm **Does the Posteromedial Portal Significantly Increase the Working Area of the Posterior Subtalar Joint with Prone Arthroscopy? (SS-71); Phinit Phisitkul, MD, Yuki Tochigi, MD, Annunziato Amendola, MD, Charles Saltzman, MD**

4:35 pm **Peroneal Tendon Tears: Associated Arthroscopic Findings and Results Following Repair (SS-72)**  
**Aaron A. Bare, MD, Richard D. Ferkel, MD**

4:40 pm **Discussion**  
Moderator: Alastair S. Younger, MD

4:45 pm **Floor Questions and Answers**

## Sunday, May 21, 2006

7:00 am - **Registration – Great Hall Registration**  
11:00 am The Westin Diplomat Resort and Spa

7:00 am - **Continental Breakfast – Great Hall Foyer**  
7:45 am

7:45 am - **Instructional Course Lectures (401-404)**  
9:15 am See page 16 for descriptions

9:30 am - **Symposium: Master Techniques**  
10:30 am Moderator: Stephen S. Burkhart, MD

**Arthroscopic Subscapularis Repair: Indications and Techniques**  
Stephen S. Burkhart, MD

**Double-Bundle PCL**  
Donald H. Johnson, MD

**Arthroscopic Ankle and Subtalar Fusion**  
James W. Stone, MD


**Arthroscopic Treatment of Lateral Epicondylitis**  
Felix H. Savoie, III, MD

10:30 am **Closing Remarks**  
James C.Y. Chow, MD  
Walter R. Shelton, MD

10:35 am **Adjourn**



# Instructional Courses



## **Course 101: Arthroscopic Management of Biceps Pathology: Partial Tears, Instability Including Interval Lesions, and Extra-articular Tenosynovitis**

Jeffrey S. Abrams, MD – Coordinator  
R. Michael Gross, MD  
Russell F. Warren, MD  
Stephen C. Weber, MD

At the completion of this course, the participant will be able to recognize and treat the spectrum of biceps problems in patients and athletes. Treatment options will include open, mini open and arthroscopic techniques to stabilize the tendon or perform tenodesis. Current concepts including tenotomy vs. tenodesis, return to physical activity and late reconstruction will be addressed.

## **Course 102: Management of Bony Defects in the Glenoid and Humeral Head Related to Shoulder Instability**

Stephen S. Burkhart, MD- Coordinator  
Peter Habermeyer, MD  
Ian K.Y. Lo, MD  
Anthony Miniaci, MD  
Eugene M. Wolf, MD

At the completion of the instructional course, the participant will understand the indications for bone grafting in instability repairs; as well as arthroscopic and open techniques for addressing bone deficiency in both anterior and posterior instability.

## **Course 103: ACL Reconstruction: Old Controversies, New Concepts**

Chadwick C. Prodromos, MD – Coordinator  
Alberto Gobbi, MD  
Lonnie E. Paulos, MD

This course will cover: 1) Tunnel: single versus double; 2) Fixation: interference versus cortical versus other; 3) Stability results: meta-analysis of HS versus allograft versus BTB ACLR; 4) Allograft concerns: disease transmission, infection rate, radiation, donor age; 5) Hamstring harvest: posterior versus anterior

## **Course 104: Principles and Practical Options for Reconstruction of the PCL and Posterolateral Corner: Tibial Tunnel vs. Inlay, Single vs. Dual Femoral Tunnel**

Donald H. Johnson, MD – Coordinator  
Gregory C. Fanelli, MD  
Mark D. Miller, MD

At the completion of the instructional course, the participant will: 1) Understand the anatomy, basic science of the posterior cruciate ligament and posterolateral corner; 2) Understand the indications for surgical intervention; 3) Be familiar with the surgical options of transtibial and posterior inlay for reconstruction of the posterior cruciate ligament; 4) Be familiar with the indications and technique for reconstruction of the posterolateral corner; 5) Be familiar with the technique of double versus single bundle reconstruction of the posterior cruciate ligament.

## **Course 105: Advanced Ankle and Subtalar Arthroscopy**

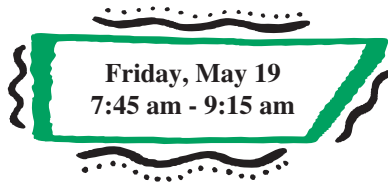
James P. Tasto, MD - Coordinator  
Annunziato Amendola, MD  
James W. Stone, MD  
Alastair S. Younger, MD

Participants will learn the current indications and latest techniques in ankle and subtalar arthroscopy. Advanced techniques will cover articular cartilage repair, a variety of treatment options for OLT as well as arthroscopic ankle and subtalar arthrodesis. Posterior ankle arthroscopy will be covered as well as tendoscopy.

## **Course 106: Practical Office and Surgical Coding: Using Templates and Case Scenarios**

William R. Beach, MD – Coordinator  
Jack M. Bert, MD

Participants will learn the basics of E & M coding, how to incorporate templates into your office notes and will review common arthroscopic cases and the correct coding.



### **Course 201: Controversies in Arthroscopic Shoulder Stabilization**

Stephen J. Snyder, MD – Coordinator  
Alessandro Castagna, MD  
Brian J. Cole, MD  
Ian K.Y. Lo, MD

At the completion of the instructional course, the participant will understand the steps for evaluation and treatment of complex or unusual problems in shoulder instability using arthroscopic techniques including fractures, capsular laxity and revisions surgery.

### **Course 202: How to Evaluate and Manage the Knee with Multiple Ligament Injuries**

Gregory C. Fanelli, MD – Coordinator  
Frederick M. Azar, MD  
Richard D. Parker, MD

This course will focus on the initial evaluation, surgical treatment, and the results of surgical treatment of the acute and chronic multiple ligament injured knee. Special emphasis will be placed on surgical anatomy, diagnostic evaluation, neurovascular concerns, surgical indications and timing, and surgical techniques for ACL PCL medial and ACL PCL lateral side reconstructions. Case Presentations will be used to enhance the learning experience. Upon completion of this course, the participant will be able to: 1) Understand the diagnostic evaluation methods of the acute and chronic multiple ligament injured knee, and its associated pathology; 2) Understand the indications for surgical and non surgical treatment, surgical timing, and graft selection in the treatment of the multiple ligament injured knee; 3) Understand the surgical techniques for treating the multiple ligament injured knee (ACL PCL medial side, ACL PCL lateral side, global laxity).

### **Course 203: Computer Navigation and Arthroscopy Principles and Applications**

Douglas W. Jackson, MD – Coordinator  
Jason L. Koh, MD  
Blaine Warkentine, MD

At the completion of the instructional course, the participant will have more insight into how they might utilize computer assisted navigation techniques to enhance arthroscopic assisted procedures. In particular, two examples will be demonstrated. One is its application for accomplishing ACL reconstructions, and the second is combining an opening wedge osteotomy (varus knee) with an arthroscopic procedure involving the articular cartilage and/or ACL reconstruction. At the conclusion of the ICL, there will be a short hands on demonstration on Sawbones model to allow the attendees to see these CAOS applications. Discussion will be encouraged.

### **Course 204: How I Repair a Rotator Cuff Tear Arthroscopically – Model Demonstration**

James C. Esch, MD – Coordinator  
Richard L. Angelo, MD  
Don A. Buford, Jr., MD  
Stephen S. Burkhart, MD  
Robert E. Hunter, MD

At the completion of this instructional course, the participant will: 1) Observe and learn techniques the above master surgeons use to repair side-side cuff tears; 2) Learn how and where different surgeons select and place suture anchors; 3) Observe the preferred plan “A” technique these surgeons use to pass the suture through the cuff tear; 4) Observe the sliding and non-sliding knots preferred by these surgeons; 5) Learn technical tools and technique pearls each surgeon uses; 6) The individual surgeon’s technique demonstration will be projected on a large screen. The goal is to show the similarities and a difference of each surgeon’s preferred technique that you can incorporate into “your” technique. There will be time for questions. This is a model demonstration course and not a “hands-on” course.

### **Course 205: Hip Arthroscopy Essentials: Positioning, Portals, and Common Pathology**

Carlos A. Guanche, MD – Coordinator  
Aaron A. Bare, MD  
James M. Glick, MD  
Howard J. Sweeney, MD

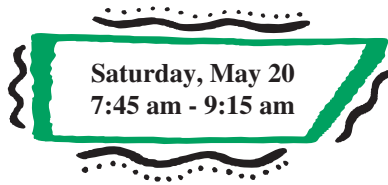
At the completion of the instructional course, the participant will: 1) Be familiar with the relevant arthroscopic anatomy; 2) Be familiar with the common positions used and their potential complications; 3) Be familiar with the indications and management for labral debridement; 4) Be familiar with arthroscopy of the peripheral compartment and its normal anatomy.

### **Course 206: Masters Cases in Shoulder Surgery: Rational Approaches to Challenging Problems**

Leslie S. Matthews, MD, MBA – Coordinator  
Jeffrey S. Abrams, MD  
Patrick St. Pierre, MD  
Stephen C. Weber, MD

At the completion of the instructional course, the participant will understand the management options and pitfalls of dealing with an array of advanced and more complex disorders of the shoulder which may be encountered by the arthroscopic surgeon.





**Course 301: Meniscus Repair:  
The Good, The Bad, and The Promising**

F. Alan Barber, MD – Coordinator  
Donald H. Johnson, MD  
James H. Lubowitz, MD

At the completion of the instructional course, the participant will understand the basic anatomy, healing process, and the science related to meniscal healing; understand which meniscal tears should be repaired and which techniques have proven effective over time; be familiar with some repair techniques including suture repairs and some meniscal fixation devices and be familiar with new approaches to meniscal repair and promising avenues for the future treatment options of meniscal pathology.

**Course 302: Osteoarthritis of the Knee:  
The Gamut of Therapeutic Options and Outcomes**

Brian Day, MD – Coordinator  
Jack M. Bert, MD  
Robert W. Jackson, MD  
Nicholas A. Sgaglione, MD

At the completion of the instructional course, the participant will understand the indications and approaches to non-surgical and surgical treatment of the osteoarthritic knee.

**Course 303: Allografts for Knee Surgery in 2006:  
Indications, Techniques and Outcomes**

Christopher D. Harner, MD – Coordinator  
Brian J. Cole, MD  
Darren L. Johnson, MD

At the completion of the instructional course, the participant will: 1) Understand the biological, safety risks and regulation when choosing allografts; 2) Understand the indications, techniques, and outcomes when using allografts for ligament and cartilage reconstruction in common sports medicine procedures; 3) Identify the advantages, disadvantages, and clinical expectations when using allografts in knee surgery.

**Course 304: Advances in the Arthroscopic  
Management of Elbow Disorders**

Felix H. Savoie, III, MD – Coordinator  
Neal S. ElAttrache, MD  
John F. Meyers, MD  
Melvin P. Rosenwasser, MD

This course is designed for both the novice and experienced arthroscopist. Beginning with the initial lectures on anatomy, portals, and diagnostic arthroscopy by Rick Meyers, MD, we will progress through all aspects of the role of arthroscopy in the athletes' elbow by Neal ElAttrache, MD, the lateral side of the

**Course 304 continued**

elbow including lateral epicondylitis and posterolateral instability by Felix H. Savoie, III, MD and the degenerative elbow including both arthrofibrosis and osteoarthritis. A sum-up lecture on the complications and future indications of arthroscopy will be followed by a question/answer session and/or case presentations from the audience. The participants involved in this course should find it an excellent review of the basic indications for elbow arthroscopy. Additionally, new indications are presented that should expand the role of arthroscopy in the management of disorders of the elbow.

**Course 305: The Arthroscopic Management of Rotator Cuff  
Disease: Skills and Strategies for Effective Outcomes**

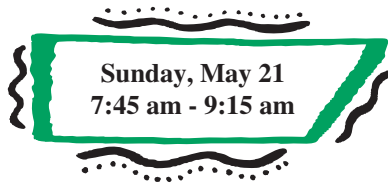
Richard L. Angelo, MD – Coordinator  
Jeffrey S. Abrams, MD  
Stephen S. Burkhart, MD  
Richard K.N. Ryu, MD

At the completion of the instructional course, the participant will be able to recognize the various common rotator cuff tear patterns including the subscapularis; be able to develop a repair strategy for small to massive tears: cuff mobilization, tuberosity preparation, anchor placement including dual row constructs and delivery of secure knots. In addition, methods to avoid complications and options for managing intra-operative problems will be presented.

**Course 306: Meniscal Allografts in 2006:  
Refining Roles, Optimizing Techniques**

Ben Shaffer, MD – Coordinator  
John J. Klimkiewicz, MD  
Scott D. Gillogly, MD  
Walter R. Shelton, MD

At the completion of the instructional course, the participant will: 1) Understand consequences of meniscectomy and biomechanical rationale of meniscus transplantation; 2) Be familiar with indication, contraindications and pre-operative considerations, including allograft risks in allograft meniscus transplantation; 3) Become knowledgeable regarding surgical techniques for lateral and medial transplants, including bone tunnel, trough, and slot techniques; 4) Be aware of pitfalls and pearls associated with technical challenges during transplantation; 5) Know the clinical outcomes following transplantation including complications and how to avoid them.



**Course 401: Patellofemoral Instability: A Systematic Approach**

Anthony A. Schepsis, MD – Coordinator  
William R. Beach, MD  
Andrew J. Cosgarea, MD  
William Post, MD

This course focuses on current concepts of diagnosis, management, surgical indications, and details of current techniques utilized in the management of patellofemoral instability. Exploration of the various factors responsible for instability with the development of a systematic algorithmic approach as to which operation to perform, including the role of lateral release and indications for surgery for acute patellar dislocations will be presented. Proximal realignments including all-arthroscopic patellar realignment, the biomechanics and surgical techniques for medial patellofemoral ligament reconstruction will be presented. Indications and technique for distal realignment, including medial tubercle transfer and anteromedialization will be discussed, as well as the indication for combined proximal and distal realignments.

**Course 402: On the Forefront: Evolution in the Management of Articular Cartilage Injury**

Nicholas A. Sgaglione, MD – Coordinator  
Brian J. Cole, MD  
Alberto Gobbi, MD  
Bert R. Mandelbaum, MD  
Daniel Saris, MD, PhD

At the completion of the instructional course, the participant will: 1) Understand the updated indications, work-up, approaches and surgical techniques to treating focal articular cartilage defects in the knee; 2) Review new methods and novel resurfacing treatments including the use of acellular scaffolds, selective chondrocyte expansion, and next generation implantation approaches; 3) Discuss current concepts and future trend including practical, clinical algorithms.

**Course 403: Advanced Hip Arthroscopy: Labral Repair, Femoroacetabular Impingement and Extra-Articular Pathology**

J.W. Thomas Byrd, MD – Coordinator  
Victor M. Ilizalitturi, Jr., MD  
Marc J. Philippon, MD  
Thomas G. Sampson, MD

At the completion of the instructional course, the participant will have an appreciation for advanced approaches in hip pathology; understand femoroacetabular impingement and its arthroscopic management; become knowledgeable of the nature of labral tears and its management, including repair; become familiar with snapping hip syndromes and their management with endoscopic methods.

**Course 404: Topics in the Complex ACL Deficient Knee**

Darren L. Johnson, MD – Coordinator  
Annunziato Amendola, MD  
Todd Swenson, MD

At the completion of the instructional course, the participants will understand complex ACL issues to include evaluation of the failed primary ACL with treatment strategies and surgical techniques; skeletally immature ACL deficient knee; ACL insufficiency with Arthritis/Malalignment and ACL insufficiency combined with secondary restraints insufficiency (collateral ligaments/menisci). Case examples of all will be thoroughly explained and time for questions/answers will be made available as well.



# Symposiums

No CME will be given for these sessions.

## Pre-Meeting Symposiums

Wednesday, May 17

3:30 pm - 5:00 pm

### Business Aspects of In Office MRI (S-1)

Sponsored by GE Healthcare – Orthopedics

Fee: \$45.00

Jack M. Bert, MD



GE imagination at work

Ancillary services are no longer considered optional for many orthopedics practices. Instead, ancillary services are a mainstay for a practice's financial viability. From analyzing your payer and patient mix to completing a market and payer analysis, this session will help you determine if *In Office MRI* is appropriate for your practice. If indicators are favorable, this course will also then help you address some key areas of implementation to ensure success with this ancillary service. At the completion of this symposium, the participant will be able to assess whether *In Office MRI* is financially appropriate based on completion of a break-even analysis, as well as identify key elements for successfully implementing this ancillary service into the orthopedic practice.

### Electronic Medical Records and Converting to Digital Imaging for the Office (S-2)

Sponsored by Stryker

Fee: \$45.00

Mark Lipscomb

Kishore Tipirneni, MD



At the completion of this symposium, participants will understand the efficiencies gained by turning their practice into a digital office. Orthopedic surgeons will appreciate the improvements in their workflow that enable them to care for more patients within the same amount of time. However, in order to achieve the most benefit, it is essential that they know what to look for in a PACS and EMR solution. The purpose of this symposium is to focus on what questions to ask vendors and how key design elements within an EMR or PACS system can make a difference in overall productivity.

### Why You Should Own Your Own Surgicenter:

### A Step by Step Approach to Developing Your Own ASC (S-3)

Sponsored by Ambulon

Fee: \$45.00

Gordon J. Bruinsma

Lorin E. Patterson



Ambulon is a consortium of companies that has formed an alliance in order to deliver a one-stop-shop for fully furnished and equipped Medical/Surgical facilities to the healthcare community. The intent of our presentation is to walk you through the step by step process to insure a successful project. Our presentation will start with the legal aspect of your project from both a business and real estate standpoint and then an in-depth discussion will follow on the turn-key process for medical real estate development. This will show the physicians how to get into their fully furnished and financed project quicker while dealing with a single entity.

# Meeting Symposia

Friday, May 19

12:15 pm – 1:30 pm

A box lunch will be provided.

## Practice Biopsy - An Expert Assessment of the Strengths and Weaknesses of Your Practice (S-4)

Maximum Enrollment: 12 people (First come, First serve)

Fee: \$45.00

Jack M. Bert, MD – Coordinator

David Glaser, JD

Douglas W. Jackson, MD

This course is designed for the orthopedist in a small or large group who is interested in discussing ways to enhance revenue, improve marketing capabilities and discuss methods of partnering with their local hospital system. The enrollment will be limited to 12 orthopedists so that group details can be openly shared. Doctors Bert and Jackson, as well as health care attorney David Glaser, will be prepared to discuss strategy and recommendations based upon this open forum technique. At the conclusion of the course, the orthopedic surgeon should have a better understanding of the weaknesses of their practice and a strategy to deal with them.

## AANA – Participation and Leadership Opportunities (S-5)

Fee: \$15.00

F. Alan Barber, MD – Coordinator

Julie A. Dodds, MD – Coordinator

Richard L. Angelo, MD

J. Emory Chapman, MD

W. Dilworth Cannon, Jr., MD

M. Mike Malek, MD

Felix H. Savoie, III, MD

Ronald M. Selby, MD

At the completion of the symposium, the participant will : 1) Understand the basic organization of AANA and that its principal mission is education ; 2) Learn about the principal areas of member involvement; 3) Become familiar with the Presidential line and their duties before, during and after the presidential year; 4) Learn how to become involved in the process.

## A Systematic Approach to MRI Interpretation of the Knee and Shoulder (S-6)

Fee: \$45.00

Michael B. Zlatkin, MD

At the completion of this symposium, the participants should gain an understanding of some of the technical factors and aspects of obtaining high quality MRI joint examinations. They should be familiar with the MRI appearance and diagnostic, ligamentous injury, and cartilaginous lesions. Normal anatomy as it appears on a MRI will also be reviewed, including anatomic variants and imaging pitfalls. Similarly normal and variational anatomy of the shoulder will be reviewed, with emphasis on the rotator cuff and the labroligamentous structures. Participants will also become familiar with the MRI appearance and diagnostic criteria for rotator cuff disease and impingement, glenohumeral joint instability, SLAP lesions, and related disorders.

### Live Surgery Transmission

Friday, May 19

1:45 pm – 3:30 pm

No Fee

Freddie H. Fu, MD

John W. Uribe, MD

Moderator: Peter R. Kurzweil, MD

Sponsored by Smith & Nephew Endoscopy, Inc.



# General Information

## IMPORTANT DATES

**April 5** Registration fee increases

**April 10** Housing Reservation Deadline

**April 25** Registration closes

**April 25** Cancellation and refund deadline. Refunds will not be made for no shows

## ACCREDITATION

The Arthroscopy Association of North America is accredited by the Accreditation Council for Continuing Medical Education to provide medical education for physicians.

## CME CREDIT

The Arthroscopy Association of North America designates this educational activity for a maximum of 13.75 credit hours in Category 1 credits toward the AMA Physician's Recognition Award. Each physician should claim only those hours of credit that he or she actually spent in the activity.

## REGISTRATION – The Westin Diplomat Resort & Spa at the Great Hall Registration

Only children 16 years or older will be admitted to the education programs including the exhibit hall.

Wednesday, May 17	2:00 pm – 6:30 pm
Thursday, May 18	7:00 am – 5:00 pm
Friday, May 19	7:00 am – 5:00 pm
Saturday, May 20	7:00 am – 5:00 pm
Sunday, May 21	7:00 am – 10:30 am

## ADVANCE REGISTRATION

Advance registration forms must be received at the Association Post Office Box by April 25, 2006. A registration form is provided at the back of this program. Registration fees are as follows:

	Postmarked before April 5	Postmarked After April 5
AANA Member ( <i>North American</i> )	No Fee	No Fee
International AANA Member	\$325	\$350
Instructional Course Faculty	No Fee	No Fee
Symposium/Master Lecture Faculty	No Fee	No Fee
Podium & E-Poster Presenters ( <i>non-members</i> )	\$325	\$350
Military – Full Time/Active Duty (with letter from Commanding Officer)	\$325	\$350
Physician Non-Member	\$650	\$700
*Resident/Fellow (with letter from Chief of Orthopaedics)	No Fee	No Fee
Allied Health	\$250	\$250

Members and program participants must register even though no fee is required. **Advanced Registration closes April 25, 2006.**

## ARTHROSCOPY JOURNAL LUNCH AND COURSE (for prospective reviewers and authors)

The editors of the Arthroscopy Journal will host a lunch for those interested in reviewing or writing papers for the Journal publication. Insight into the review process will be provided. Expectations for paper structure and content as well as reviewer objectives and responsibilities will be outlined. All registered participants will be provided with a booklet that summarizes the course and gives added instruction for both reviewers and authors. Limited to 50 participants, a box lunch will be provided. See the registration form for details.

Date: Saturday, May 20

Time: 12:30 pm – 1:30 pm



## BUSINESS MEETINGS

Active members are encouraged to attend the business meetings.

Thursday, May 18	12:00 pm – 1:00 pm*
Saturday, May 20	12:00 pm – 12:30 pm

\*A box lunch is being provided to all Active Members who attend the Thursday Business Meeting.

## CASE PRESENTATIONS TO THE EXPERTS

Case Presentations are optional sessions on Saturday during lunch for registrants to discuss specific cases with selected faculty. Participants are urged to bring powerpoint slides and information on a specific case. Please register for these sessions in advance. A box lunch will be provided. Cost: \$45.00 per person

## CONTINENTAL BREAKFAST & COFFEE BREAKS

Continental breakfast and coffee breaks will be held in the Exhibit Hall at The Westin Diplomat Resort & Spa.

## CURRENCY

Meeting registration fees are in U.S. dollars and registration must be paid in U.S. dollars.

## DISCLAIMER FOR ALL PROGRAMS

The methods, techniques, and procedures demonstrated and views and opinions expressed by speakers, presenters and faculty are on their own, and do not necessarily represent those of the Arthroscopy Association of North America (AANA), nor does presentation on the program represent or constitute endorsement or promotion by AANA.

AANA expressly disclaims any warranties or guaranties, expressed or implied, and shall not be liable for damages of any kind in connection with the material, methods, information, techniques, opinions or procedures expressed, presented or demonstrated.

## E-POSTERS (Supported by ConMed Linvatec)

E-Posters computer stations will be located in the registration area. A CD-ROM containing the E-Posters will be given out to all meeting attendees.

## EXHIBITS – Great Hall 4-6

To complement the educational sessions, a variety of technical exhibits will be on display throughout the meeting.

Thursday, May 18	7:00 am – 8:30 pm
Friday, May 19	7:00 am – 10:30 am
Saturday, May 20	7:00 am – 3:30 pm

## FELLOW POSTERS

To encourage the participation of Fellows, Fellow Posters will be presented independently and judged for an award. We encourage all Fellows to submit a poster for Annual Meeting.

## HOSPITALITY SUITE

### THE WESTIN DIPLOMAT RESORT & SPA

A Hospitality Suite will be open at The Westin Diplomat Resort & Spa. Please stop by and meet the spouses.

Thursday, May 18	8:00 am – 5:00 pm
Friday, May 19	8:00 am – 5:00 pm
Saturday, May 20	8:00 am – 5:00 pm
Sunday, May 21	8:00 am – 12:00 pm

## ACCOMODATIONS – BOOK EARLY!!

AANA has special rates at The Westin Diplomat Resort & Spa for the Annual Meeting. Room reservations should be made well in advance. Reservations can be made via telephone or online through the Diplomat web site. Please tell the reservation agent that you are with “AANA” to receive the group room rate.

Reservation phone: 1-888-627-9057  
Web site: [www.aana.org](http://www.aana.org)

Single: \$229  
Double/Double: \$229  
Additional Person: \$25 per person

**Housing Deadline: April 10, 2006**

## Resort Fee

\$16 per room per night, service includes:

- Complimentary domestic long distance calls in continental United States (up to 60 minutes per call)
- Unlimited in-room internet access
- Complimentary local and calling card toll-free calls
- Access to hotel Health Club
- Complimentary in-room coffee
- Shuttle service between Country Club and Hotel

## Early Departure Fee

In the event that a guest checks out prior to their reserved check-out date, The Diplomat will add an early departure fee of one (1) night room and tax to that guest's account. To avoid an early checkout fee, guests **must** advise The Diplomat at or before check-in of any change in the scheduled length of stay.

## INSTRUCTIONAL COURSE LECTURES

Attendance at an Instructional Course Lecture is by ticket only. The instructional course fee is \$45 per course in advance and \$55 per course on-site. Please see page 13 for more information.

Attendance at an Instructional Course Lecture will earn 1 ½ credit hours in Category 1 credits toward the AMA Physician's Recognition Award.

## INTERNET CAFÉ

(Supported by Regeneration Technologies, Inc.)

Need to check your E-mail? Want to show your friends the AANA website? Computers will be available for internet access in the Exhibit Hall during Exhibit hours.

## MEETING OBJECTIVES

Upon completion of this meeting, participants should be able to:

- 1) To present the results of recent research in the field of arthroscopic surgery to practicing orthopedic surgeons.
- 2) To review in depth selected areas of arthroscopic surgery.
- 3) To discuss various intra-operative and post-operative issues.
- 4) Provide opportunities to strengthen professional relationships.

The method that will be used to achieve these objectives are:

- 1) Scientific paper presentation
- 2) Instructional Course Lectures
- 3) Symposia
- 4) Scientific E-Posters
- 5) Questions and comments from floor discussion

## OPENING CEREMONY

AANA President James C.Y Chow, MD will preside over the Opening Ceremony on Thursday, May 18 at 7:55 AM. During this ceremony AANA will welcome International Presidents as well as invited International colleagues.

## REGISTRATION CONFIRMATIONS

All registrations are confirmed by mail. If you have not received a confirmation prior to your departure, please contact the AANA office at 847-292-2262.

## REFUND POLICY

Refunds will be subject to a non-refundable \$75 processing fee. Requests for refunds must be received in writing in the Association office by April 25, 2006. **NO REFUNDS WILL BE ISSUED AFTER APRIL 25, 2006.** Refunds will not be made for no shows.

## REGISTRATION METHODS

There are three ways to register:

**Mail** completed registration forms with payment to:  
AANA  
Lockbox 619701  
PO Box 6197  
Chicago, IL 60680-6197

**FAX** (24 hours a day) – PLEASE DO NOT MAIL YOUR REGISTRATION IF YOU HAVE REGISTERED BY FAX!!  
FAX: 847-292-2268

**ONLINE:** [www.aana.org](http://www.aana.org)

## WIRELESS CAFÉ

You are invited to bring your laptop to the Wireless Café to view the CD ROM of the E-Posters or check your e-mail wirelessly. You will need to have a wireless card in your laptop in order to connect.

## TRAVEL INFORMATION

**Official Travel Agency: International Travel Services (ITS)  
1-800-621-1083**

The Arthroscopy Association of North American has appointed ITS as the official air travel coordinator for our Annual Meeting. ITS provides attendees with personalized, unbiased airline reservations and ticketing at the lowest available fare with one easy toll-free call. ITS will charge a minimal transaction fee of \$20 per airline ticket issued. Fly on the official carrier and save!

Special guaranteed zone fares which do not require a Saturday night stay are available or get a 10% discount off unrestricted coach fare or a 5% discount off lowest applicable fares, including first class. Plus...book and ticket at least 60 days in advance of your travel dates and save an additional 5% (excluding zone fares). Guaranteed lowest available air fare, full mileage credit for all frequent flyer club members and easy payments with all major credit cards.

To obtain these discounted fares call ITS at 1-800-621-1083 between 8:00 am – 5:00 pm Central Time on Monday-Friday. United is offering special meeting discounts for attendees of the AANA conference. **Simply call (or have your travel agent call) our Special Meeting Desk at 1-800-521-4041 and refer to Meeting ID Number 549KB** to receive a 2 – 10% discount off applicable fares, including First Class. If you purchase your ticket at least 30 days prior to travel, you will receive an additional 5% discount. This special offer applies to travel on domestic segments of all United Airlines, United Express, TED and United code share flights (UA\*) operated by US Airways, US Airways Express and Air Canada.

International attendees will receive a 10% discount off the lowest applicable fare (excluding First Class), or a 15% discount off the fully refundable, unrestricted coach fare when they call their local United Airlines reservation number and refer to meeting ID number 549KB. An additional 5% discount will apply when tickets are purchased at least 60 days in advance of your travel dates. Discounts apply to United and Lufthansa (code share) flights.

Reservationists are on duty 7 days a week, 7:00 am – 12:00 midnight EST. Mileage Plus members receive full credit for all miles flown to this meeting. **Support your Association by calling one of these two numbers.**

## OFFICIAL CAR RENTAL: Hertz

**Hertz** has been appointed the official rental company for our upcoming meeting in Hollywood. Special discounted rates with unlimited mileage have been negotiated for us and are available up to one week prior and one week after the dates of our Annual Meeting. Be sure to protect your transportation needs by making reservations at least 2 weeks in advance. Call the Hertz Meeting Sales Desk at 1-800-654-2240 and identify the group name and meeting number: CV# 024M0011.

# Special Events

## AANA/BREG Golf Tournament

Supported by BREG, Inc.

Friday, May 19

Cost: \$200.00

A shot-gun golf tournament has been scheduled for meeting participants on Friday, May 19 at the Diplomat Country Club & Spa. A \$200.00 greens fee should be returned with the registration form. This includes your round of golf, range balls, cart, prizes, food, contests and much, much more. The registration fee for each player will be donated to support the AANA Education Fund. Our sincere thanks to BREG, Inc. for organizing this event.

Registration is limited to Annual Meeting registrants only (members and non-members). Advance registration will be required with the participant's official handicap or average score. Please note: No refunds after April 25, 2006. After this date the tournament fee will be considered a donation. Maximum number of players: 72

## Reception and Live and Silent Auctions

AANA welcomes all attendees and their guests to the Reception and Auctions

Supported by Smith and Nephew, Inc., Endoscopy

Date: Thursday, May 18

Time: 5:30 pm – 8:00 pm

Location: The Westin Diplomat Resort and Spa, Exhibit Hall

Cost: Included in registration fee

Don't miss your chance in the Silent Auction to bid on fabulous sports memorabilia such as autographed balls, bats, hockey sticks, helmets and photographs. The Live Auction will have items such as vacations and jewelry. Join in on the fun!!

Silent Auction items will be on display and you will be able to place a bid beginning Thursday, May 18 at 11:00 am. Bidding will end at the Reception. The Live Auction will begin at 7:00 pm during the Reception. All proceeds from both auctions will be donated to support the AANA Education Fund. Our sincere thanks to BREG, Inc. for organizing this event.

## 25<sup>th</sup> Anniversary Gala Dessert Reception

Please join us to celebrate AANA's 25<sup>th</sup> Anniversary with an evening of dessert and dancing. All meeting attendees and their guests are invited to celebrate.

Date: Friday, May 19  
Time: 8:30 pm – 10:30 pm  
Location: The Westin Diplomat Resort & Spa,  
Grand Ballroom 1 & 2  
Attire: Jacket & Tie (Men), Cocktail dress (Women)  
Cost: A donation to the AANA Education Fund  
would be appreciated to off set this evening.

A formal invitation will be sent to you after your registration has been received.



# Spouse Program

Enjoy AANA's 25<sup>th</sup> Annual Meeting and join us daily from 8:00 am - 10:30 am in the Hospitality Suite for International Morning coffee and pastries with other spouses.

## The Art of Looking Your Best

**Thursday, May 18 9:00 am in the Hospitality Suite**

Cynthia Boxrud, MD, FACS

Doctor Boxrud is trained in Orbital Facial Ophthalmic Plastic and Reconstructive Surgery, as well as Ophthalmic Oncology. She is one of the only 4% of plastic surgeons in the United States who are women and hold two fellowships in this field.

The topics she will cover include: 1) Reconstructive Orbital & Eyelid Surgery; 2) Eyelid Aesthetic Surgery; 3) Facial Fat Rejuvenation; 4) Minimally Invasive Facelifts; 5) Cheek Lift; 6) FotoFacial; 7) Minimal Liposuction; 8) Resylanes, Collagen, Botox; 9) Hair Removal

Cost: No fee (registration is required)

## Millionaires' Row by Water Taxi

**Thursday, May 18 1:00 pm – 5:00 pm**

The Lifestyle in Ft. Lauderdale revolves around the water, and therefore the absolute best way to view the beauty of South Florida is a leisurely cruise on one of Ft. Lauderdale's renown Water Taxis. You will journey along the Intracoastal Waterway, which snakes around the fingers of the "Venice Isles of America." You will pass lively waterfront cafes, villas of the rich and famous, and view magnificent and colorful architecture. It's hard to believe that at one time, this city was a trading post settlement with an Indian camp not far away. Although few of these historic sites remain, there is still one that is quite unchanged, the "New River."

The principle focus of this tour is to visit "Millionaires' Row" as the Gold Coast is renowned for its many beautiful homes and yachts all linked by hallmark waterways. The owners of these homes and yachts read like a "who's who" list and the multi-million dollar real estate prices are testimony to the areas exclusive appeal.

Cost: \$85.00 per person (based on minimum of 20 people)

## Everglades and Flamingo Gardens Tour

**Friday, May 19 8:30 am – 5:00 pm**

Upon arrival at Sawgrass Recreation, you will be greeted by our Naturalist from the Treasure Coast Wildlife Refuge. He will lead them to experience one of the natural wonders of the world, Florida's mysterious and beautiful subtropical wilderness known as the Everglades. During the airboat tour, the naturalist will take you on an exhilarating airboat ride through the "river of grass." These boats skim over the shallow waters and grassy vegetation, stopping periodically the Naturalist will point out birds, plant life and possibly an alligator!

Next you will transfer to Flamingo Gardens, where our Naturalist will introduce you to the splendor of unusual and rare plants in the Iris and Hibiscus Gardens, flowering tree walk and the Tropical Plant House. The highlight of this facility is the one-of-a-kind free-flight aviary. Under a one acre screened

## Everglades and Flamingo Gardens Tour continued

enclosure, this exhibit includes five eco-systems. Guests will also experience the birds of prey exhibit including the majestic and endangered Bald Eagle. Flamingo Gardens offers guests a chance to meet a flock of majestic pink flamingos nestled amidst tropical vegetation and sparkling waterfalls.

Cost: \$96.00 per person (based on minimum of 20 people)

## Miami City Tour

**Saturday, May 20 10:00 am - 1:30 pm**

Miami is a unique city divided into many sub-areas all seeped in History: Coconut Grove with its open-air Mediterranean Mall, South Beach Art Deco District-"THE IN PLACE", Coral Gables and George Merrick's vision of the ideal community, and Little Havana's Cuban heritage. No visit to "The Magic City" is complete without touring these landmark communities.

### Art Deco District

Located on Miami Beach, lovers of the unique Art Deco style of architecture will be in awe of the largest group of Art Deco buildings in America. More buildings of this period are being restored every day. Cotton candy colored hotels and apartment houses dot the square miles on South Beach, the only 20<sup>th</sup> century historic district listed in the U.S. National Register of Historic Places. This streamlined architecture and style popular in the 20's and 30's is enjoying a resurgence and the Art Deco District is becoming one of the East Coast's hottest night spots.

### Little Havana

No one group has had a greater impact on the Miami area than the influx of Cuban immigrants. Since the early 1960's many Cubans have settled in the "Little Havana" area of Miami and have brought their culture with them. The heart of Little Havana is reminiscent of the character of old Havana, Cuba. Gaslight-like streetlights and brick sidewalks invite visitors for a stroll down tree-lined streets. On the south side of the Latin Quarter is S.W. 8th Street, also known as "Calle Ocho" the primary commercial corridor in Little Havana.

### Vizcaya

Vizcaya, the magnificent Italian Villa on Biscayne Bay, has often been called the finest private house ever built in America. James Deering of the International Harvester Company searched the world over for the perfect climate and location for his winter home. Having picked the then small town of Miami, construction began in 1914 and as many as 1,000 artisans worked on it during the following years to create a masterpiece of architectural, interior and garden design. The splendid Renaissance, Baroque, Rococo and Neoclassical rooms, restored to their original splendor, are now open to your guests.

Cost: \$55.00 per person (based on minimum of 20 people)

*Tours are subject to cancellation due to lack of enrollment.*

***Deadline to register for all Tours is April 15, 2006***









Arthroscopy Association of North America  
6300 N. River Road, Ste. 104  
Rosemont, Illinois 60018

NON-PROFIT ORG  
U.S. POSTAGE  
DES PLAINES, ILLINOIS  
PERMIT NO. 286



Arthroscopy Association of North America

**25th Annual Meeting**



**Preliminary Program**  
May 18-21, 2006  
The Westin Diplomat Resort & Spa  
Hollywood, Florida

**25th ANNUAL MEETING**  
**May 18-21, 2006**  
**Hollywood, Florida**